



**SIGNIFICANT CHANGES TO THE
INTERNATIONAL PLUMBING CODE,
INTERNATIONAL MECHANICAL CODE,
AND INTERNATIONAL FUEL GAS CODE**

2006 EDITION

THOMSON
★
DELMAR LEARNING™

Australia Canada Mexico Singapore Spain United Kingdom United States



**Significant Changes to the International Plumbing Code, International Mechanical Code,
and International Fuel Gas Code 2006 Edition**
Robert G. Konyndyk, Robert Guenther, and Stephen A. Van Note

**Vice President, Technology Professional
Business Unit:**
Gregory L. Clayton

Product Development Manager:
Ed Francis

Editorial Assistant:
Jaclyn Ippolito

Director of Marketing:
Beth A. Lutz

Executive Marketing Manager:
Taryn Zlatin

Marketing Specialist:
Marissa Maiella

Director of Production:
Patty Stephan

Production Manager:
Andrew Crouth

Content Project Manager:
Kara A. DiCaterino

Art Director:
Robert Plante

COPYRIGHT © 2007
International Code Council

Line Illustrations copyright © 2007 by
International Code Council and Thomson
Delmar Learning. Thomson, the Star Logo,
and Delmar Learning are trademarks used
herein under license.

Printed in the United States of America
1 2 3 4 5 XX 08 07 06

For more information contact
Thomson Delmar Learning
Executive Woods
5 Maxwell Drive, PO Box 8007
Clifton Park, NY 12065-8007
Or find us on the World Wide Web at
www.delmarlearning.com

ALL RIGHTS RESERVED. No part of this work
covered by the copyright hereon may be re-
produced in any form or by any means—
graphic, electronic, or mechanical, including
photocopying, recording, taping, Web dis-
tribution, or information storage and re-
trieval systems—without the written permis-
sion of the publisher.

For permission to use material from the text
or product, contact us by
Tel. (800) 730-2214
Fax (800) 730-2215
www.thomsonrights.com

Library of Congress Cataloging-in-
Publication Data:
Card Number:

Application Submitted

ISBN: 1-4180-5382-1

NOTICE TO THE READER

Publisher does not warrant or guarantee any of the products described herein or perform any independent analysis in connection with any of the product information contained herein. Publisher does not assume, and expressly disclaims, any obligation to obtain and include information other than that provided to it by the manufacturer.

The reader is expressly warned to consider and adopt all safety precautions that might be indicated by the activities herein and to avoid all potential hazards. By following the instructions contained herein, the reader willingly assumes all risks in connection with such instructions.

The publisher makes no representation or warranties of any kind, including but not limited to, the warranties of fitness for particular purpose or merchantability, nor are any such representations implied with respect to the material set forth herein, and the publisher takes no responsibility with respect to such material. The publisher shall not be liable for any special, consequential, or exemplary damages resulting, in whole or part, from the readers' use of, or reliance upon, this material.

Contents



PART 1 **International Plumbing Code** **(IPC Chapter 1–Appendix G)**

■ 202	Approved (Definitions)	1	■ Table 403.1	Minimum Number of Required Plumbing Fixtures (Assembly Classification)	18
■ 202	Branch Interval (Definitions)	4	■ Table 403.1	Minimum Number of Required Plumbing Fixtures (Business Classification)	20
■ 202	Flow Control (Definitions)	5	■ Table 403.1	Minimum Number of Required Plumbing Fixtures (Residential Classification)	22
■ 202	Grease Interceptor (Definitions)	7	■ Table 403.1	Minimum Number of Required Plumbing Fixtures, Assembly Classification (Outdoor Seating Occupants)	23
■ 202	Grease Removal Device, Automatic (GRD) (Definitions)	8	■ 403.2	Separate Facilities (Dwelling Units) (Toilet Facilities)	25
■ 308.9	Stacks (Supports at the Base)	9	■ 403.2, 403.4, 403.4.1, and 403.4.2	Separate Facilities, Public Facilities, Location of Toilet Facilities in Occupancies Other Than Covered Malls, and Location of Toilet Facilities in Covered Malls	27
■ 310.5	Urinal Partitions (Privacy)	10	■ 405.3.1	Water Closets, Urinals, Lavatories, or Bidets (Clearances)	31
■ 310.5	Urinal Partitions (Partition Day Care Exception)	11	■ 406.3	Waste Connection (Automatic Washer)	32
■ 312.5	Water Supply System Test (Duration of Test)	13	■ 408.3	Bidet Water Temperature	33
■ Table 403.1	Minimum Number of Required Plumbing Fixtures (Institutional Classification)	15			
		16			

iv CONTENTS

■ 410.1 Approval (Drinking Fountains)	34	■ 605.17.2, Table 605.5 Mechanical Joints (for Cross-Linked Polyethylene Plastic) and Pipe Fittings	66
■ 412.2 Floor Drain (Strainer)	36	■ 605.21 Polypropylene (PP) Plastic	68
■ 417.4 Shower Compartments (Floor Area)	37	■ 606.3 Access to Valves (Water Distribution Systems)	69
■ 417.4.2 Access (to Showers)	39	■ 607.1 and 416.5 Where Required: Hot Water and Tempered Water for Public Hand-Washing Facilities	70
■ 419.1 Approval	40	■ 607.4 Flow of Hot Water to Fixtures	72
■ 419.2 Substitution for Water Closets (Urinals)	41	■ Table 608.1 Application of Backflow Preventers	73
■ 421.2 and 421.5 Installation and Access to Pump (Whirlpool Tubs)	42	■ 608.2 Plumbing Fixtures (Protection of the Potable Water Supply)	75
■ 424.1.2 Waste Fittings	45	■ 608.16.10 Coffee Machines and Noncarbonated Beverage Dispensers	76
■ 424.2 Hand Showers	46	■ Table 702.2, Table 702.4, and 705.17 Underground Building Drainage and Vent Pipe, Pipe Fittings, and Polyolefin Plastic (Joints)	77
■ 424.3 and 424.4 Individual Shower Valves and Multiple (Gang) Showers Supplied with a Single Tempered Water Supply Pipe	47	■ 705.5.2 and 705.5.3 Compression Gasket Joints and Mechanical Joint Coupling	79
■ 424.5 Bathtub and Whirlpool Bathtub Valves	50	■ 705.16 Polyethylene Plastic Pipe	81
■ 504.6 Requirements for Discharge Piping (Structural Damage)	52	■ 706.4 Heel- or Side-Inlet Quarter Bends	82
■ 504.7.1 Pan Size and Drain	55	■ 708.3.3 Changes of Direction (for Cleanouts)	85
■ 604.5, 604.10, and 202 Size of Fixture Supply and Gridded and Parallel Water Distribution System Manifolds	57	■ Table 709.1 Drainage Fixture Units for Various Fixture Groups	86
■ 605.3 Water Service Pipe	59	■ 712.2 Valves Required (for Sumps and Ejectors)	88
■ Table 605.3, Table 605.4, and Table 605.5 Water Service Pipe, Water Distribution Pipe, and Pipe Fittings	61	■ 903 Outdoor Vent Extension	90
■ Table 605.5 Fittings (Water Supply and Distribution)	63		
■ 605.7 Valves (Water Supply)	65		

■ 903.3 and 917.1 through 917.4 Vent Termination and Air Admittance Valves	92	■ Table 1102.7 Pipe Fittings	120
■ 906.1 Distance of Trap from Vent (Water Closet from Vent)	97	■ Chapter 13 Referenced Standards	121
■ Table 906.1 and Section 906.2 Maximum Distance of Fixture Trap from Vent and Venting of Fixture Drains	99	■ Appendix C Gray Water Recycling Systems	123
■ 909.1, 909.1.1, 909.2, and 909.3 Horizontal Wet Vent Permitted, Vertical Wet Vent Permitted, Vent Connection and Size	101	PART 2 International Mechanical Code (IMC Chapters 1–15)	128
■ 910.2, 910.3 Stack Installation, Stack Vent, and Another Stack Vent (Waste Stack Vents)	104	■ 301.4 Listed and Labeled	130
■ 912.2 Installation (Section of Combination Drain and Vent)	106	■ 304.3.1 Parking Garages	131
■ 1002.1 Fixture Traps	108	■ 304.10 Guards	133
■ 1003.1 Where Required (Interceptors and Separators)	110	■ 306.3 Appliances in Attics	135
■ 1003.3.1 and 1003.3.2 Grease Interceptors and Automatic Grease Removal Devices and Food Waste Grinders Required	111	■ 306.4 Appliances Under Floors	137
■ 1003.3, 1003.3.3, 1003.3.4, 1003.3.4.1, Table 1003.3.4.1, and 1003.3.4.2 Grease Interceptors; Grease Interceptors and Automatic Grease Removal Devices Not Required; Grease Interceptor Capacity; and Grease Interceptors and Automatic Grease Recovery Removal Devices	113	■ 306.5.1 Sloped Roofs	139
■ 1003.3.5 Automatic Grease Removal Devices	115	■ 307.2.3 Auxiliary and Secondary Drain System	141
■ 1003.4 Oil Separators Required	116	■ 307.2.3.1 Water Level/Monitoring Devices	144
■ 1003.6 Laundries	117	■ 401.4.1 Intake Openings	146
■ Table 1102.4 and Table 1102.5 Building Storm Sewer Pipe and Sub- Soil Drain Pipe	119	■ 403.2.1 Recirculation of Air	148
		■ 501.2.1 Location of Exhaust Outlets	151
		■ 501.3 Pressure Equalization	155
		■ 506.3.4 Air Velocity	157
		■ 507.2.1.1 Operation	159
		■ 507.2.2 Type II Hoods	160

vi CONTENTS

■ 510.6.1 Fire Dampers	162	■ 307.5 Auxiliary Drain Pan	197
■ 602.2.1.6 Semiconductor Fabrication Areas	164	■ 404.1 Prohibited Locations for Gas Piping	199
■ 603.9 Joint Seams and Connections	166	■ 404.5, 704.1.2.3.5 Protection Against Physical Damage	200
■ 603.17 Registers, Grilles, and Diffusers	168	■ 404.6 Conduit for Piping in Solid Floors	202
■ 603.17.2 Prohibited Locations	169	■ 410.3 Venting of Regulators	204
■ 607.5.5 Shaft Enclosures	170	■ 411 Appliance Fuel Gas Connections	206
■ 1105.9 Emergency Pressure Control System	173	■ 413.2.3 Residential Compressed Natural Gas Motor Vehicle Fuel Dispensing Appliances	210
■ 1106.3 Ammonia Room Ventilation	175	■ 416 Overpressure Protection Devices	213
■ 1106.5.1 Refrigeration System	177	■ 502.7 Protection of Vents Against Physical Damage	217
■ 1301.5 Tanks Abandoned or Removed	179	■ 505.1.1 Commercial Cooking Appliances Vented by Exhaust Hoods	219
PART 3 International Fuel Gas Code (IFGC Chapters 1–8)	182	■ 703.1 Hydrogen-Generating and Refueling Operations	221
■ 202 Definitions for Chimney Vent Connector and Appliance Fuel Connector	184	■ 704.1.2.3 Hydrogen Piping System Design and Installation	224
■ 301.3 Listed and Labeled Appliances	186	■ 705 Testing, Inspection, and Purging of Hydrogen Piping Systems	227
■ 301.7 Appliance Fuel Types	187	IMC Addendum	
■ 303.3 Appliance Prohibited Locations	189	■ Table 403.3 Required Outdoor Ventilation Air	232
■ 303.4 Protection from Vehicle Impact Damage	192		
■ 305.3 Elevation of Ignition Source in Garages and Hazardous Locations	194		
■ 307.1 Evaporators and Cooling Coils	196	Index	235

Preface

Code officials, design professionals, and others involved in the building construction industry recognize the need for a modern, up-to-date building code addressing the design and installation of building systems, including plumbing, mechanical, and fuel gas systems, through requirements emphasizing performance. The 2006 editions of the *International Plumbing Code*[®] (IPC), *International Mechanical Code*[®] (IMC), and *International Fuel Gas Code*[®] (IFGC) are intended to meet these needs through model code regulations that safeguard public health and safety in all communities, large and small. The IPC/IMC/IFGC are kept up-to-date through the open code-development process of the International Code Council (ICC). The provisions of the 2003 editions, along with those code changes approved through 2005, make up the 2006 editions.

The ICC, publisher of the I-Codes, was established in 1994 as a nonprofit organization dedicated to developing, maintaining, and supporting a single set of comprehensive and coordinated national model building construction codes. Its mission is to provide the highest quality codes, standards, products, and services for all concerned with the safety and performance of the built environment.

The IPC, IMC, and IFGC are three of the 14 International Codes[®] published by the ICC. These comprehensive codes establish minimum regulations for plumbing, mechanical, and fuel gas systems by means of prescriptive and performance-related provisions and are founded on broad-based principles that make possible the use of new materials and new system designs. The IPC, IMC, and IFGC are available for adoption and use by jurisdictions internationally. Their use within a governmental jurisdiction is intended to be accomplished through adoption by reference, in accordance with proceedings establishing the jurisdiction's laws.

The purpose of *Significant Changes to the International Plumbing Code, International Mechanical Code, and International Fuel Gas Code 2006 Edition* is to familiarize plumbing and mechanical officials, building officials, fire officials, plans examiners, inspectors, design

professionals, contractors, and others in the construction industry with many of the important changes in the 2006 IPC/IMC/IFGC. This publication is designed to assist those code users in identifying the specific code changes that have occurred and, more important, in understanding the reasons behind the changes. It is also a valuable resource for jurisdictions in the code-adoption process.

Only a portion of the total number of code changes to the IPC/IMC/IFGC are discussed in this book. The changes selected were identified for a number of reasons, including their frequency of application, special significance, or change in application. However, the importance of those changes not included is not to be diminished. Further information on all code changes can be found in the Code Changes Resource Collection, published by the ICC, which provides the published documentation for each successful code change contained in the 2006 IPC and 2006 IMC.

Throughout this significant changes book, each change is accompanied by a photograph, an application example, or an illustration to assist and enhance the reader's understanding of the specific change. A summary and discussion of the significance of the changes are also provided. Each code change is identified by type, be it an addition, modification, clarification, or deletion.

The code change itself is presented in a format similar to the style utilized for code-change proposals. Deleted code language is shown with a strike-through, whereas new code text is indicated by underlining. As a result, the actual 2006 code language is provided, as well as a comparison with the 2003 language, so the user can easily determine changes to the specific code text.

The plumbing code changes focus on specific details in their own context. A Reader's Note explanation is added occasionally to provide greater clarification and operational insights to the reader. These elements point out organization issues and serve as a reminder to the reader to place identified code changes together.

As with any code-change text, *Significant Changes to the International Plumbing Code, International Mechanical Code, and International Fuel Gas Code 2006 Edition* is best used as a study companion to the 2006 IPC, 2006 IMC, and 2006 IFGC. Because only a limited discussion of each change is provided, the code itself should always be referenced in order to gain a more comprehensive understanding of the code change and its application.

The commentary and opinions set forth in this text are those of the authors and do not necessarily represent the official position of the ICC. In addition, they may not represent the views of any enforcing agency, as such agencies have the sole authority to render interpretations of the code. In many cases, the explanatory material is derived from the reasoning expressed by the code-change proponent.

Acknowledgments

Robert G. Konyndyk, author of the IPC section, thanks the staff members of the ICC for their assistance in the preparation of the text.

Assembling the text with its code insights would have been impossible without permission and research help from the ICC. Bob especially thanks Hamid Naderi, ICC staff engineer, for his guidance and overall involvement throughout the writing process, including authoring several documents. His patience and expertise are greatly appreciated.

The plumbing profession, with its emphasis on providing a safe, healthy environment for citizens, has been motivated by the manufacturing industry. Manufacturers play an extremely important role in driving the code industry forward with their products. A list of those companies who have voluntarily provided graphics follows:

Airxchange, Inc.
Alsons Corp.
American Society of Sanitary Engineering (ASSE)
Aquatherm
Best Bath Systems
Burke Agency, Inc.
Cast Iron Soil Pipe Institute (CISPI)
Charlotte Pipe and Foundry Company
Crane Plumbing
Delta Faucet Co.
Genova Products
George Fischer, Inc.
Josam Co.
Kohler Co.
NSF International
Red-White Valve Corp.
Schier Products Co.
Sheet Metal and Air Conditioning Contractors' National Association (SMACNA)
Studor, Inc.
Symmons Industries, Inc.
Uponor (formerly Wirsbo)
Vanguard Piping Systems
Waterless Co. LLC
Watts
Wilkins
Zoeller Pump Co.

Bob also thanks staff members at Delmar Learning for their true development force behind this book. He extends his gratitude to Ed Francis, Product Development Editor, and Sarah Boone, Editorial Assistant, for their professional guidance. Bob believes that the behind-the-scenes book development is an important supplement to the authors' efforts.

x PREFACE

Bob is grateful to his wife, Charmaine, for her support and encouragement to move forward in the contracting field and experience the many technical facets of the plumbing profession.

Robert Guenther, author of the IMC section, extends his gratitude and thanks to Mark Johnson and Hamid Naderi, both members of the ICC staff. Robert believes that this book would not have been written if it were not for the innovative thinking and foresight of these two individuals. He feels that without the efforts and cooperation of the people, too numerous to mention, who take the time and trouble to submit code changes and to assist the committees and ICC staff responsible for processing the changes, none of this would have been possible.

Members of the HVAC profession have been of great assistance in providing graphics and other technical assistance for this book.

Special thanks are given to Lisa Valentino for her assistance with the typing and editing of the book.

Stephen A. Van Note, author of the IFGC section, graciously thanks Doug Thornburg, of the ICC, for the opportunity to work on this project and for his guidance and trust. Stephen also thanks Hamid Naderi of the ICC for his inspiration, high standards for creating excellent materials, and tireless efforts in editing and assembling all the pieces into a coherent work. He feels as though it was a privilege to work with both Doug and Hamid.

About the Authors

Robert G. Konyndyk
Chief, Plumbing Division
Bureau of Construction Codes

Robert G. Konyndyk is Chief of the Plumbing Division within the Bureau of Construction Codes, Department of Labor and Economic Growth, State of Michigan. Mr. Konyndyk plans, organizes, directs, and controls a statewide license program that encompasses over 15,000 professionals. In addition, Mr. Konyndyk manages state field inspectors and oversees plumbing code development and administration and product acceptance. Prior to state employment, he owned and operated a plumbing contracting firm for 10 years, serving as its licensed master plumber and licensed mechanical contractor. Mr. Konyndyk started from the ground up, so to speak, when he was “buried alive” during an airport excavation his first day in a national union apprentice training program.

Mr. Konyndyk also served on active duty in the Air Force as a computer repairman after working in his father’s contracting business. He has several licenses and certifications and focused on the plumbing profession with its technical merits in his formal education. He has served on numerous plumbing code committees and in associations such as the American Society for Testing and Materials International (ASTM),

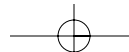
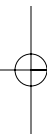
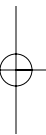
ICC, and National Sanitation Foundation International (NSF), dealing with public health and plumbing issues since 1985. Mr. Konyndyk feels his greatest accomplishment was being one of three representatives chosen to initially develop the International Plumbing Code (first draft, Joint Model Plumbing Code) in 1994, as the Building Officials and Code Administrators International representative. He enjoys teaching code as a state administrator and has traveled as an instructor to several states for different code groups. His goal has been to contribute toward greater uniformity and stability in national code issues.

Robert Guenther
Senior Technical Staff
International Code Council

Robert Guenther is a Senior Technical Staff member for the ICC in Whittier, California. He provides technical assistance to the members of the ICC on the International Mechanical, Fuel Gas, and Plumbing Codes. Mr. Guenther also develops and reviews technical publications that involve mechanical, fuel gas, and plumbing material. He presents mechanical and fuel gas code seminars throughout the country. Prior to joining the ICC staff, Mr. Guenther was the Mechanical Official for Long Beach, California, where he worked for 24 years, and prior to that was a Mechanical Inspector for the City of Los Angeles for 5 years. Mr. Guenther has taught the mechanical code in community colleges in Southern California and has presented mechanical code seminars for 30 years. He has served on the code change committees for the IMC and Uniform Mechanical Code (UMC) and was on the committee that formed the original IMC.

Stephen A. Van Note
Building Official
County of Linn, Iowa

Stephen A. Van Note, CBO, is Building Official for the County of Linn, Iowa. He is responsible for the administration of the county's adopted construction codes and directs the work of three combination inspectors and two permit technicians. A certified building official, he also holds certifications in the categories of plans examiner and building, electrical, mechanical, plumbing, and combination inspector. Prior to his 15 years in code administration and enforcement with Linn County, Mr. Van Note worked for 20 years in the construction field, including project planning and management for residential, commercial, and industrial buildings. He serves on the boards of three chapters of the ICC: the Iowa Association of Building Officials, Hawkeye State Fire Safety Association, and ICC Region III Upper Great Plains Chapter.





**SIGNIFICANT CHANGES TO THE
INTERNATIONAL PLUMBING CODE,
INTERNATIONAL MECHANICAL CODE,
AND INTERNATIONAL FUEL GAS CODE**

2006 EDITION



